



Future of the European Beekeeping Apiculture Programmes

BeeCome

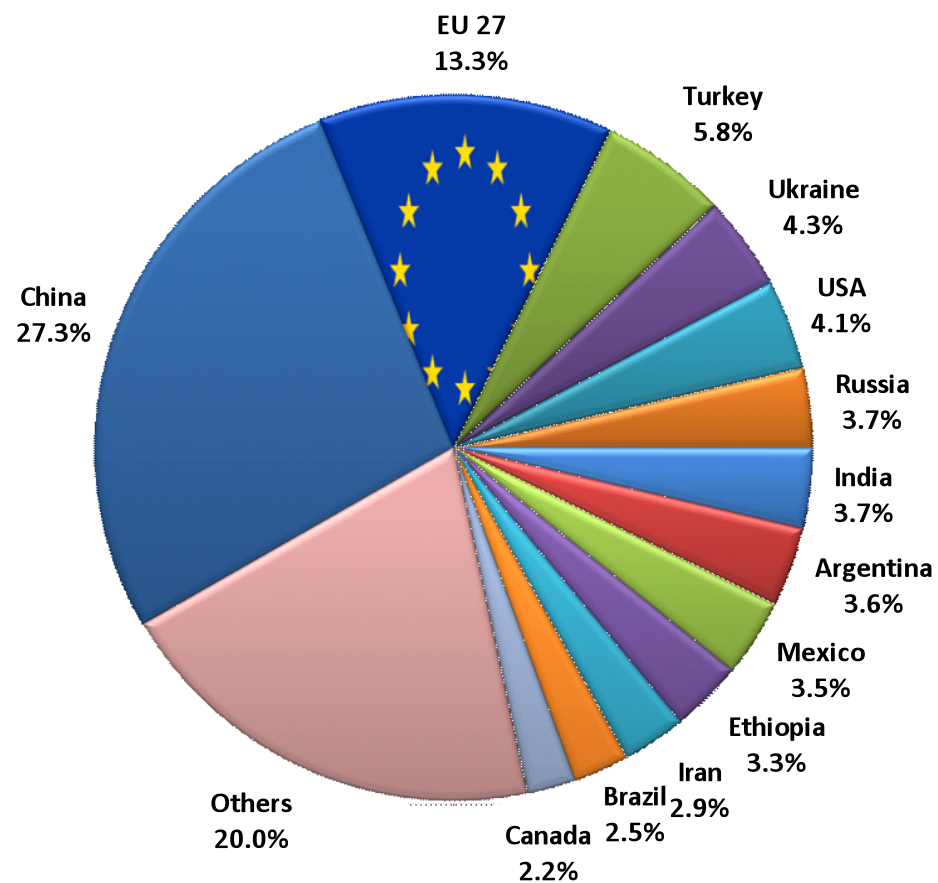
10 November 2013

World Production per Country (1 000 t)

	2001	2002	2003	2004	2005	2006	2007	2008	2009	2010	2011
China	254	268	295	298	300	338	357	407	407	409	446
European Union	180	176	198	204	198	204	195	198	202	202	213
Turkey	60	75	70	74	82	84	74	81	82	81	94
Ukraine	60	51	54	58	71	76	68	75	74	71	70
USA	84	78	82	83	73	70	67	74	66	80	67
Russian Federation	53	49	48	53	52	56	54	57	54	52	60
India	52	52	52	52	52	52	51	55	55	60	60
Argentina	80	83	75	80	110	105	81	72	62	59	59
Mexico	59	59	57	57	51	56	55	55	56	56	58
Ethiopia	34	40	38	41	36	51	42	42	40	42	54
Iran	27	28	15	29	35	36	47	41	46	47	47
Brazil	22	24	30	32	34	36	35	38	39	38	42
Canada	35	37	35	34	36	48	31	29	32	34	36
Tanzania	27	32	27	26	35	32	33	36	33	34	34
Korea	22	20	18	16	24	23	26	26	28	24	24
Kenya	23	22	20	22	22	25	25	27	25	24	24
Angola	24	25	23	22	24	23	26	27	26	23	23
Uruguay	10	10	10	13	10	13	16	10	8	19	19
Australia	19	18	16	15	15	18	18	17	17	16	16
Central African Republic	14	15	16	16	14	14	14	15	16	15	15
Others	130	130	146	142	149	156	162	162	166	171	172
TOTAL	1 270	1 292	1 324	1 365	1 422	1 516	1 478	1 545	1 534	1 556	1 633

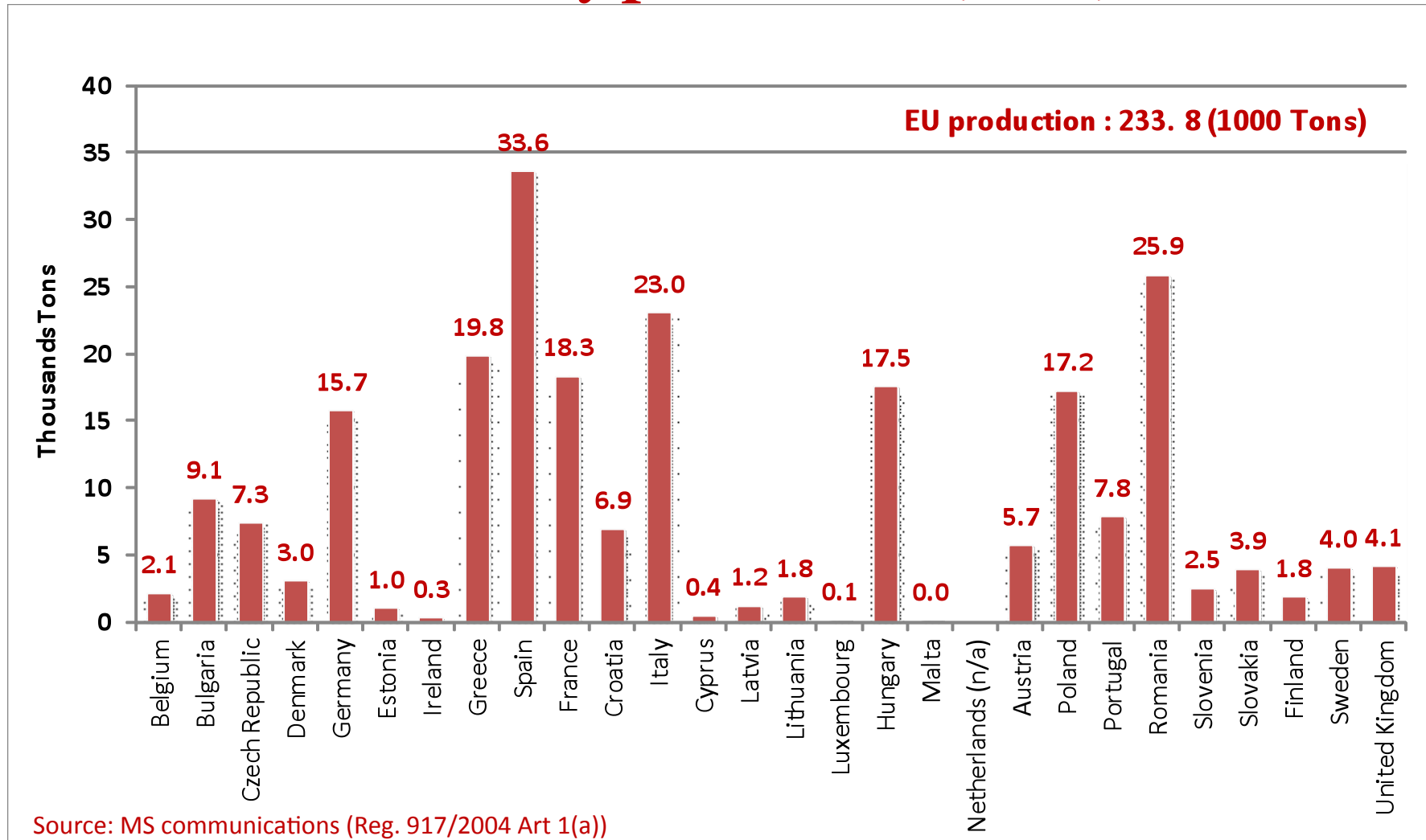
Source : FAO

Share of World Production of Honey in 2011 (1 000 t)



Source: FAO

EU honey production (2012)



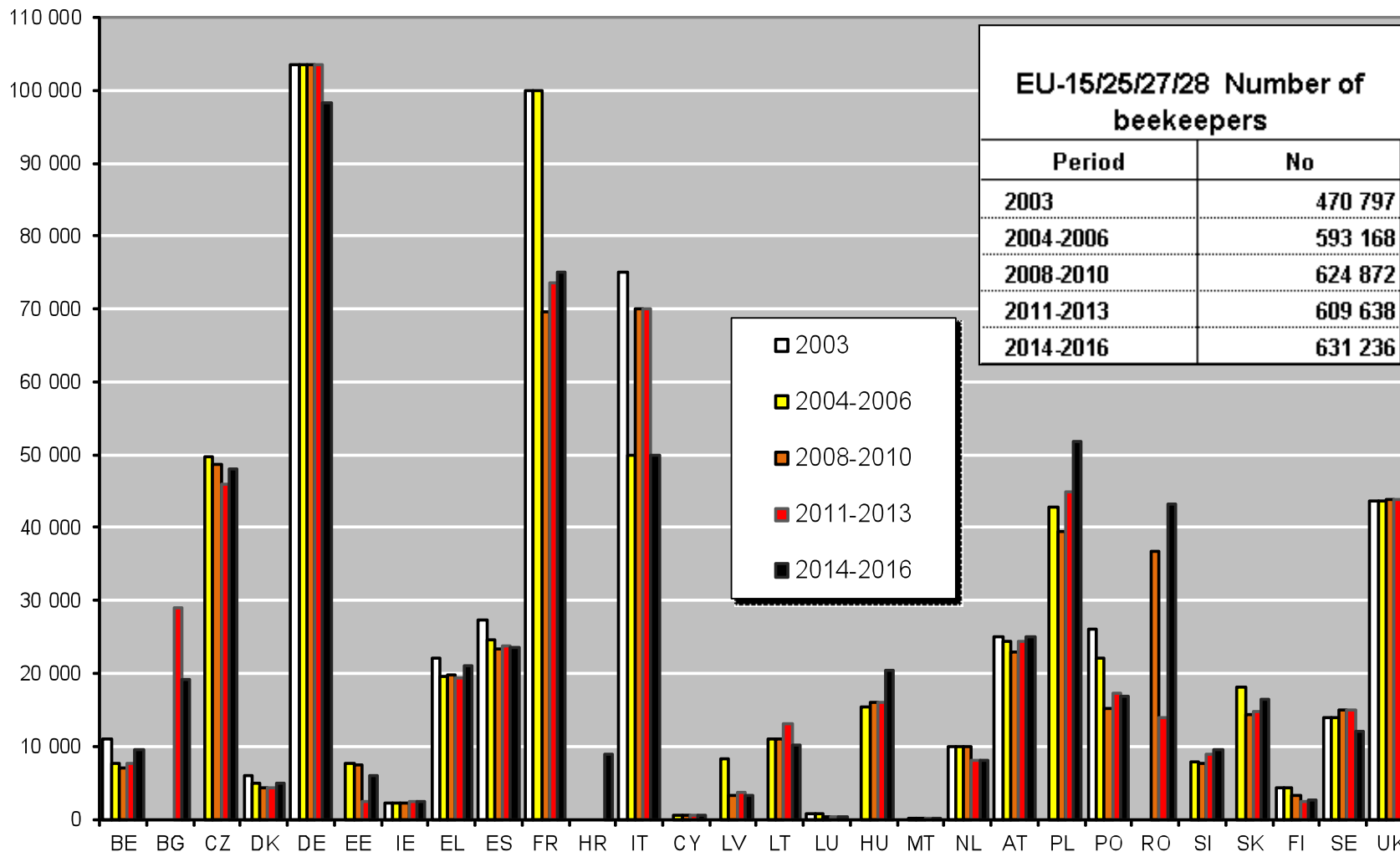
Number of beekeepers



	2 003	2004-2006	2008-2010	2011-2013	2014-2016
BE	11 000	7 715	7 000	7 600	9 500
BG			29 097 *	29 097	19 179
CZ		49 734	48 678	46 033	48 132
DK	6 000	5 000	4 278	4 300	5 000
DE	103 600	103 600	103 600	103 600 *	98 297
EE		7 600	7 400	2 416	5 934
IE	2 300	2 200	2 200	2 388	2 326
EL	22 000	19 560	19 814	19 392	21 031
ES	27 420	24 606	23 265	23 816	23 473
FR	100 000	100 000	69 600	73 500	75 000
HR					8 953
IT	75 000	50 000	70 000	70 000	50 000
CY		634	544	588	550
LV		8 300	3 300	3 700	3 346
LT		11 000	10 923	13 000	10 132
LU	650	650	369	348	331
HU		15 302	16 000	16 000	20 410
MT		168	168	182	215
NL	10 000	10 000	10 000	8 000	8 000
AT	25 027	24 421	23 000	24 451	25 099
PL		42 800	39 410	44 999	51 778
PO	26 000	22 000	15 267	17 291	16 774
RO			36 800	14 000	43 200
SI		7 955	7 620	8 838	9 638
SK		18 123	14 339	14 699	16 338
FI	4 200	4 200	3 300	2 500	2 700
SE	14 000	14 000	15 000	15 000	12 000
UK	43 600	43 600	43 900	43 900	43 900
EU 15/25/27/28	470 797	593 168	624 872	609 638	631 236

*: DG AGRI estimation

Evolution of the number of beekeepers

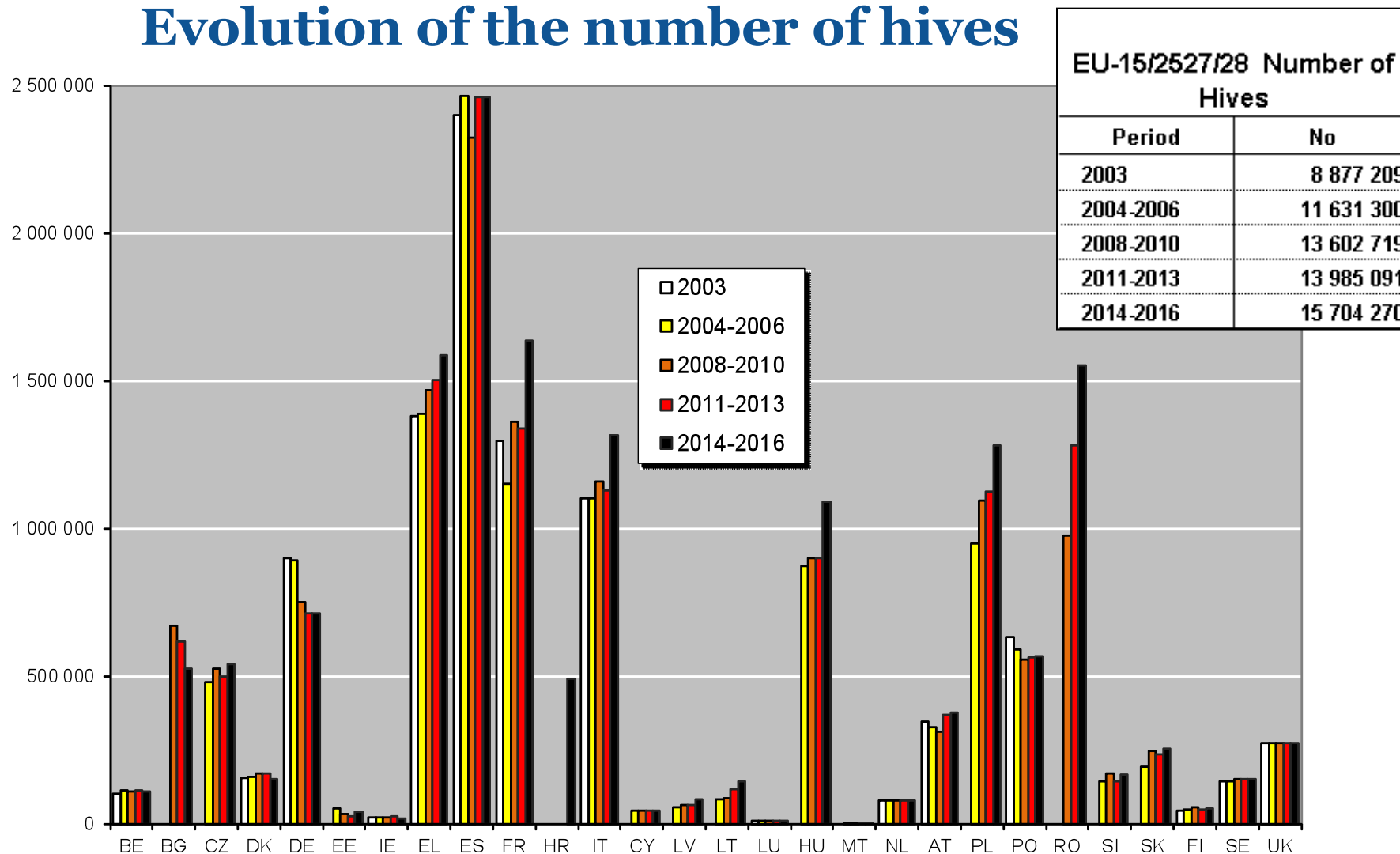


Number of hives




	2003	2004-2006	2008-2010	2011-2013	2014-2016
BE	100 000	110 750	110 000	112 000	107 800
BG			671 674	617 420	526 014
CZ		477 743	525 560	497 946	540 705
DK	155 000	160 000	170 000	170 000	150 000
DE	900 000	893 000	751 000	711 913	711 299
EE		50 500	33 000	24 800	41 400
IE	20 000	20 000	22 000	24 000	15 710
EL	1 380 000	1 388 000	1 467 690	1 502 239	1 584 206
ES	2 397 840	2 464 601	2 320 949	2 459 373	2 459 292
FR	1 297 000	1 150 000	1 360 973	1 338 650	1 636 000
HR					491 981
IT	1 100 000	1 100 000	1 157 133	1 127 836	1 316 774
CY		45 714	44 338	43 975	44 953
LV		54 173	62 200	64 133	83 801
LT		83 800	85 015	117 977	144 969
LU	10 213	11 077	9 267	8 171	7 804
HU		872 650	900 000	900 000	1 088 590
MT		1 938	1 938	2 722	3 142
NL	80 000	80 000	80 000	80 000	80 000
AT	343 906	327 000	311 000	367 583	376 485
PL		949 200	1 091 930	1 123 356	1 280 693
PO	632 500	590 000	555 049	562 557	566 793
RO			975 062	1 280 000	1 550 000
SI		143 152	170 682	142 751	167 000
SK		192 002	246 259	235 689	254 859
FI	42 000	47 000	56 000	46 000	50 000
SE	145 000	145 000	150 000	150 000	150 000
UK	273 750	274 000	274 000	274 000	274 000
EU 15/25/27/28	8 877 209	11 631 300	13 602 719	13 985 091	15 704 270

Evolution of the number of hives



Share of hives per Member State (2014-2016)





National apiculture programmes Single CMO Regulation

- *Improvement of general conditions for production and marketing of apiculture products*
- *Tri-annual programmes*
- *Six measures*
- *Co-funded by EU at 50%*
- *Budget allocated according to the share of Member States of the total number of beehives in the Union*
- *Report of the Commission to the European Parliament and the Council on the implementation of the measures*

<http://eur-lex.europa.eu/LexUriServ/LexUriServ.do?uri=CELEX:52013DC0593:en:NOT>



National apiculture programmes

Six measures

- Technical assistance
- Controls of varroasis
- Transhumance
- Restocking of hives
- Laboratories and analysis of honey
- Applied research

http://ec.europa.eu/agriculture/evaluation/market-and-income-reports/apiculture-2013_en.htm



National apiculture programmes

Updated and additional measures new single CMO (1)

- Technical assistance
- **Combating beehive invaders and diseases, particularly varroasis**
- *Transhumance*
- *Measures to support laboratories for the analysis of **apiculture products***
- Restocking of hives
- *Applied research*
- **Market monitoring**
- **Enhancement of product quality**

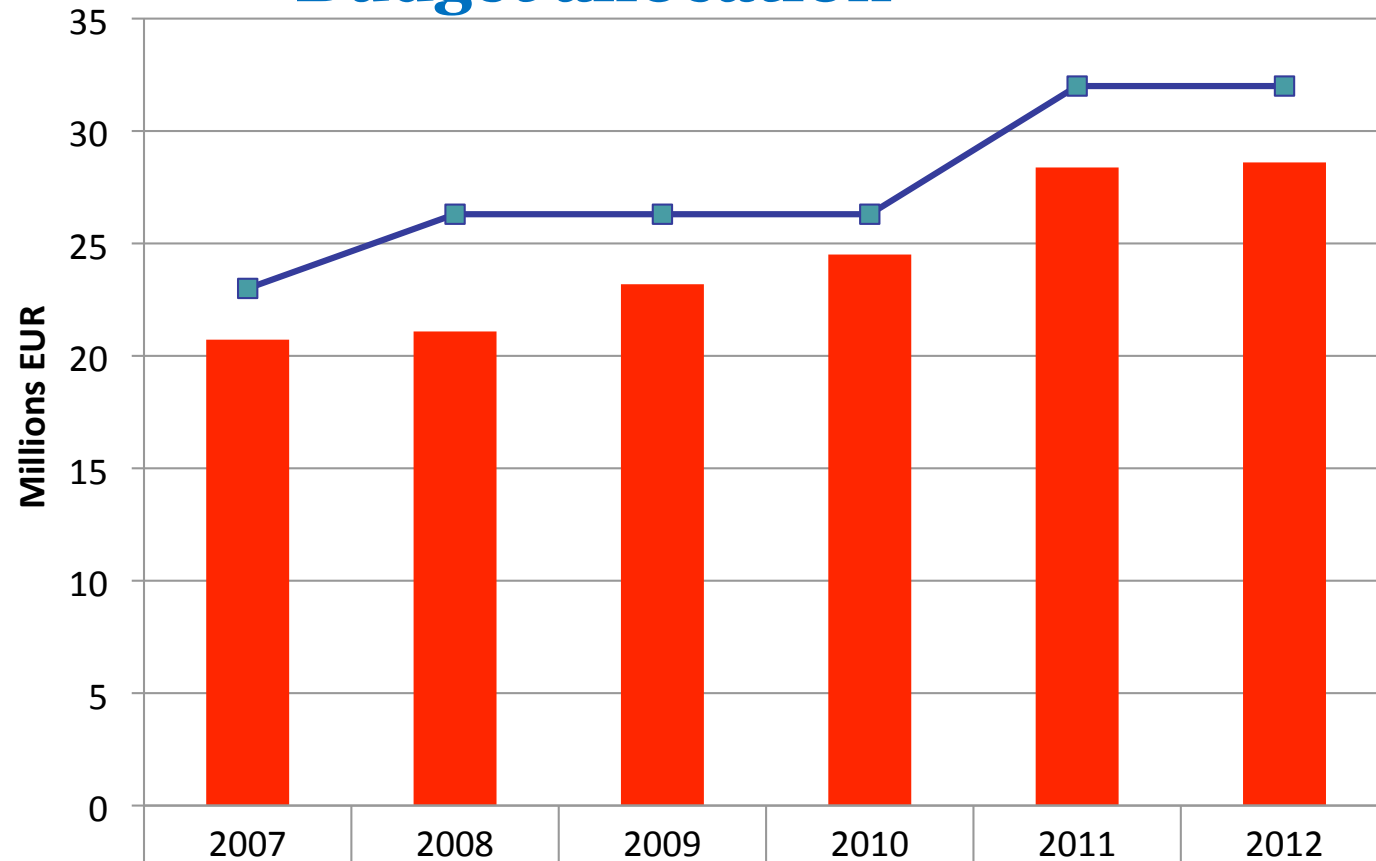


National apiculture programmes

Updated and additional measures new single CMO (2)

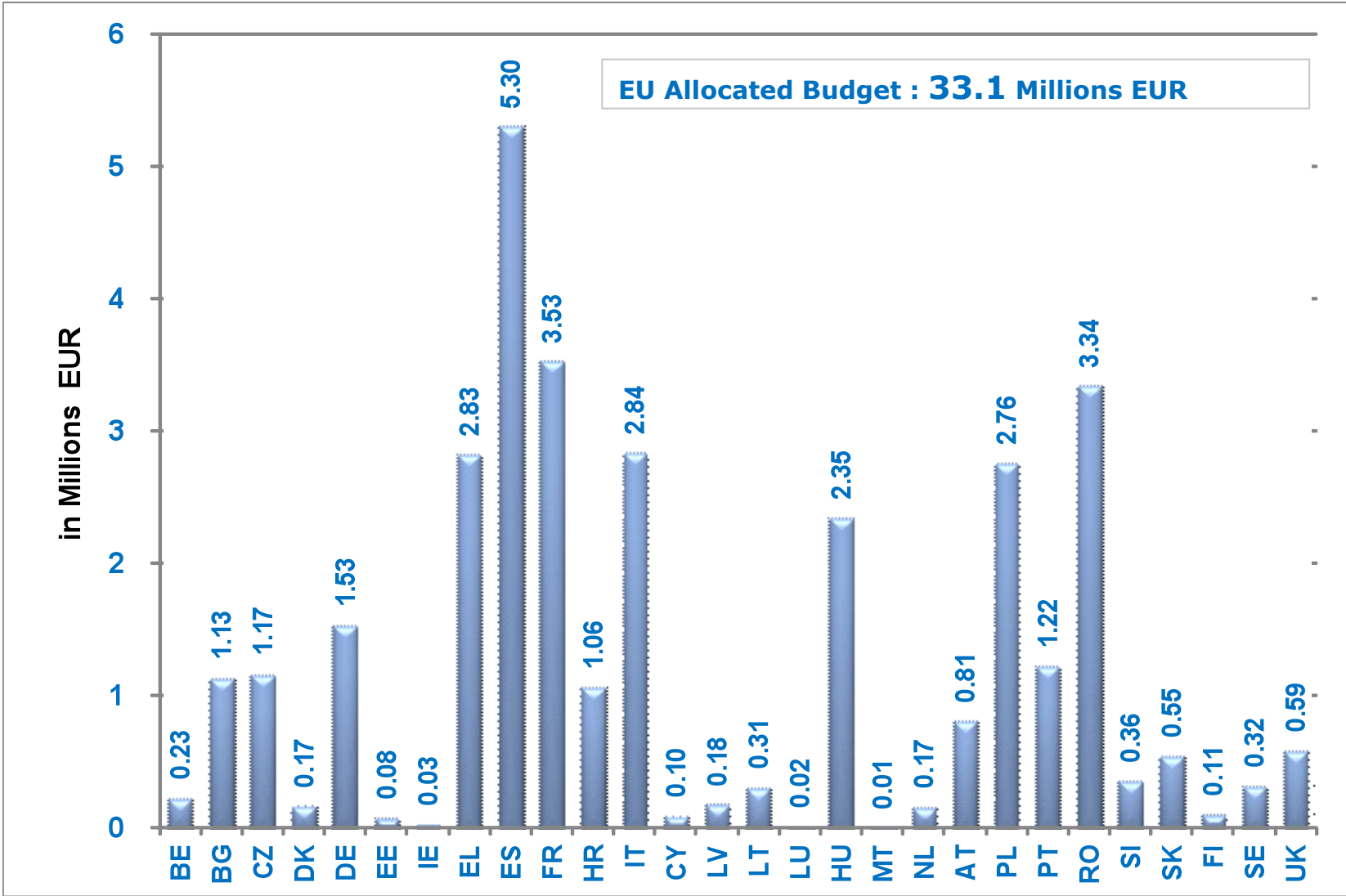
- *Report to the EP and the Council on the implementation of the measures to include the **latest developments on beehive identification***
- *Commission empowered to adopt delegated acts*
- *Total number of bee hives in the Union and update the list of measures*
- *Commission empowered to adopt measures via implementing acts*
- *Studies on production and marketing structure of the apiculture sector, approval of apiculture programmes, reallocation of funds, maximum level of funding by the MS*

Budget allocation



	2007	2008	2009	2010	2011	2012
Used	20.720.716	21.085.546	23.185.955	24.507.413	28.378.810	28.603.391
Total Budget	23.000.000	26.300.000	26.300.000	26.300.000	32.000.000	32.000.000
% used	90%	80%	88%	93%	89%	89%

EU Allocated Budget 2014-2016





Rural Development programmes (1)

- Advisory services, farm management and farm relief services
 - Quality schemes for agricultural products and foodstuffs
 - *Optional quality schemes*
 - *Council Regulation (EC) No 834/2007 on organic production and labelling of organic products*
 - *Quality schemes under Regulation (EU) 1151/2012*
- 26 Honey denominations registered as PDO or PG*
- http://ec.europa.eu/agriculture/quality/index_en.htm



Country	Designation
France	<i>Miel de sapin des Vosges</i>
	<i>Miel de Provence</i>
	<i>Miel d'Alsace</i>
	<i>Miel de Corse ; Mele di Corsica</i>
Italy	<i>Miele delle Dolomiti Bellunesi</i>
	<i>Miele della Lunigiana</i>
Lithuania	<i>Seinų / Lazdijų krašto medus / Miód z Sejneńszczyzny / Łódziej szczyzny</i>
Luxembourg	<i>Miel - Marque nationale du Grand-Duché de Luxembourg</i>
Poland	<i>Miód drahimski</i>
	<i>Podkarpacki miód spadziowy</i>
	<i>Miód kurpiowski</i>
	<i>Miód wrzosowy z Borów Dolnośląskich</i>
Portugal	<i>Mel de Barroso</i>
	<i>Mel do Ribatejo Norte (Serra d'Aire, Albufeira de Castelo de Bode, Bairro, Alto Nabão</i>
	<i>Mel da Serra da Lousã</i>
	<i>Mel do Parque de Montezinho</i>
	<i>Mel das Terras Altas do Minho</i>
	<i>Mel da Terra Quente</i>
	<i>Mel da Serra de Monchique</i>
	<i>Mel do Alentejo</i>
	<i>Mel dos Açores</i>
Slovenia	<i>Kraški med</i>
	<i>Kočevski gozdni med</i>
Spain	<i>Miel de Galicia ; Mel de Galicia</i>
	<i>Miel de Granada</i>
	<i>Miel de La Alcarria</i>



Rural Development programmes (2)

- *Farm and business development (young farmers)*
- *Setting up of producer groups and organisations*
- *Agri-environment-climate measures*
- *Organic farming*
- *Cooperation*
- *Risk management*
- *Crop, animal, and plant insurance*
- *Mutual funds for adverse climatic events, animal and plant diseases, pest infestations and environmental incidents*
- *Thematic sub-programmes*



Direct Payment Regulation

- The Greening payment. 3 **greening measures** of the CAP 2014-2020:
 - Maintaining permanent grassland
 - Crop diversification
 - Maintaining an ecological focus area of at least 5% of the arable area of the holding for farms with an area larger than 15 ha.



On-going discussions

- Directive 2001/110/EC relating to honey
- Mountain products

Conclusion

- Apiculture sector is essential for agriculture
- Commission services (DG SANCO, DG ENV, DG RTD, DG AGRI) co-ordinate their actions to support the sector
- The new CAP maintains and introduces a series of measures which can be used by the Member States to support the sector

http://ec.europa.eu/agriculture/honey/index_en.htm